

cubio - Mobile





Robust Housing

With reinforced steel housings, cubio mobile cabinets offer an overall load capacity of up to 600kg and are available in a wide range of plan sizes and height options.

Efficient Drawer Storage

Standard fitment drawers are 50kg U.D.L. capacity with full 100% extension roller bearing slides and scuff resistant galvanised pans. Small parts can be efficiently organised with trough blocks, storage boxes and adjustable metal dividers.

Drawer Locking & Blocking

Mobile cubio cabinets are centrally lockable, with integrated drawer blocking mechanism and safety trigger locking as standard. The trigger locking ensures that drawers remain closed in transit, even when unlocked. Master locking and cubio PIN locking are also available.

Practical Work Surfaces

Mobile cubio cabinets are fitted with either raised edged top trays with quality inlaid mats, designed to prevent items from rolling off the surface or tough, 20mm thick Multiplex or Lino worktops.


Enhanced Mobility

High-quality castors and comfort grip handles are used throughout the range. Swivel and brake versions enhance mobility and stability.

cubio | **Mobile** 525mm Wide x 525mm Deep

525mm Wide x 525mm Deep Mobile Cabinets

- 50kg U.D.L. capacity, 100% extension drawers
- Drawer blocking and safety interlocks
- Internal drawer dimension 400mm wide x 400mm deep
- Total combined load capacity 300kg
- 785 / 790mm high model may be parked under a bott cubio pedestal workbench



20mm
Multiplex
(Mpx)

20mm
Lino

Top Tray
& Mat



785 / 790mm High

885 / 890mm High



Model	Drawers (Qty x Front Height mm)	Mpx Worktop	Lino Worktop	Top Tray & Mat
		Order Ref.	Order Ref.	Order Ref.
A	3x 100, 1x 200	40402133.19V	40402134.19V	40402109.19V
B	2x 75, 2x 100, 1x 150	40402135.19V	40402136.19V	40402011.19V
C	3x100, 2x150	40402137.19V	40402138.19V	40402132.19V

985 / 990mm High



D



E

Model	Drawers (Qty x Front Height mm)	Mpx Worktop	Lino Worktop	Top Tray & Mat
		Order Ref.	Order Ref.	Order Ref.
D	2x 100, 2x 150, 1x 200	40402139.19V	40402140.19V	40402019.19V
E	4x 75, 1x 100, 2x 150	40402141.19V	40402142.19V	40402021.19V



Housing:

RAL 7035 – light grey

Top, bottom and fronts:

.19
.11
.16
.24

RAL 7016 – anthracite grey

RAL 5010 – gentian blue

RAL 7035 – light grey

RAL 3004 – crimson red

Housing:

RAL 7016 – anthracite grey

Top, bottom and fronts:

.77


RAL 7016 – anthracite grey

- cupboards
- mobile
- cupboards
- benches
- accessories
- perfo
- CNC
- versio cabinets
- versio mobile
- versio cupboards
- versio benches
- versio accessories
- facilities
- cases
- seating

cubio | **Mobile** 650mm wide x 650mm deep

650mm Wide x 650mm Deep Mobile Cabinets

- 50kg U.D.L. capacity, 100% extension drawers
- Drawer blocking and safety interlocks
- Internal drawer dimension 525mm wide x 525mm deep
- Total combined load capacity 300kg
- 785 / 790mm high model may be parked under a 900mm deep bott cubio pedestal bench



20mm
Multiplex
(Mpx)

20mm
Lino

Top Tray
& Mat



Dividers

See page
104

785 / 790mm High

885 / 890mm High



A



B



C

Model	Drawers (Qty x Front Height mm)	Mpx Worktop	Lino Worktop	Top Tray & Mat
		Order Ref.	Order Ref.	Order Ref.
A	3x 100, 1x 200	40402143.19V	40402144.19V	40402023.19V
B	5x 100	40402145.19V	40402146.19V	40402027.19V
C	3x 100, 2x 150	40402147.19V	40402148.19V	40402031.19V

985 / 990mm High



D



E

Model	Drawers (Qty x Front Height mm)	Mpx Worktop	Lino Worktop	Top Tray & Mat
		Order Ref.	Order Ref.	Order Ref.
D	2x 100, 2x 150, 1x 200	40402149.19V	40402150.19V	40402033.19V
E	2x 75, 2x 100, 1x 150, 1x 200	40402151.19V	40402152.19V	40402035.19V



Housing:

RAL 7035 – light grey

Top, bottom and fronts:

.19
.11
.16
.24

RAL 7016 – anthracite grey

RAL 5010 – gentian blue

RAL 7035 – light grey

RAL 3004 – crimson red

Housing:

RAL 7016 – anthracite grey

Top, bottom and fronts:

.77

RAL 7016 – anthracite grey

cupboards

mobile

cupboards

benches

accessories

perfo

CNC

cupboards

mobile

cupboards

benches

accessories

facilities

cases

seating

cubio | **Mobile** 800mm Wide x 650mm Deep

800mm Wide x 650mm Deep Mobile Cabinets

- 50kg U.D.L. capacity, 100% extension drawers
- Drawer blocking and safety interlocks
- Internal drawer dimension 675mm wide x 525mm deep
- Total combined load capacity 600kg

785 / 790mm High



A



20mm
Multiplex
(Mpx)



20mm
Lino



Top Tray
& Mat



Dividers

See page
104

Model	Drawers (Qty x Front Height mm)	Mpx Worktop	Lino Worktop	Top Tray & Mat
		Order Ref.	Order Ref.	Order Ref.
A	2x 75, 2x 100, 1x 150	40402153.19V	40402154.19V	40402107.19V



885 / 890mm High 985 / 990mm High



Model	Drawers (Qty x Front Height mm)	Mpx Worktop	Lino Worktop	Top Tray & Mat
		Order Ref.	Order Ref.	Order Ref.
B	3x 100, 2x 150	40402155.19V	40402156.19V	40402057.19V
C	2x 100, 2x 150, 1x 200	40402157.19V	40402158.19V	40402059.19V

1085 / 1090mm High



Model	Drawers (Qty x Front Height mm)	Mpx Worktop	Lino Worktop	Top Tray & Mat
		Order Ref.	Order Ref.	Order Ref.
D	3x 100, 2x 150, 1x 200	40402159.19V	40402160.19V	40402063.19V
E	2x75, 3x 100, 1x 150, 1x 200	40402161.19V	40402162.19V	40402065.19V

Housing: RAL 7035 – light grey **Top, bottom and fronts:** .19 .11 .16 .24 **Housing:** RAL 7016 – anthracite grey **Top, bottom and fronts:** .77 RAL 7016 – anthracite grey

- cupboards
- benches
- accessories
- perfo
- CNC
- cupboards
- mobile
- cupboards
- benches
- accessories
- facilities
- cases
- seating

cubio | **Mobile** 1050mm Wide x 525mm / 650mm Deep

1050mm Wide Mobile Cabinets

- Full width drawer units or combined drawer / cupboard maintenance trolleys
- 50kg U.D.L. capacity, 100% extension drawers with blocking and safety interlocks
- Internal drawer dimensions
400mm wide x 400mm deep
525mm wide x 400mm deep
925mm wide x 525mm deep
- Cupboards have perfo lined doors and adjustable galvanised shelves
- Choice of top tray with mat or 20mm worktop
- Total combined load capacity 600kg



Multiplex (Mpx)
20mm thick laminated beech ply.
Trolley height 890 / 990mm.



Lino
20mm thick with lino worksurface bonded to particle board core. Trolley height 890 / 990mm.



Top Tray
15mm upstands to all sides with a quality inlaid rubber mat. Trolley height 885 / 985mm.

885 / 890mm high x 525mm deep - 525 Wide Cupboard / 525 Wide Cupboard



Double 600mm high door cupboard with central partition and 2 shelves.

Mpx Worktop	Lino Worktop	Top Tray & Mat
Order Ref.	Order Ref.	Order Ref.
41006001.19V	41006002.19V	41006003.19V

885 / 890mm high x 525mm deep - 525 Wide Cupboard / 525 Wide Cupboard or Drawers



A



B

Model	Drawers (Qty x Front Height mm) / Cupboard (Height mm)	Mpx Worktop	Lino Worktop	Top Tray & Mat
		Order Ref.	Order Ref.	Order Ref.
A	1x 100, 2x 150, 1x 200 / 600 cupboard with shelf	41006004.19V	41006005.19V	41006006.19V
B	2x 75, 1x 100, 1x 150, 1x 200 / 600 cupboard with shelf	41006007.19V	41006008.19V	41006009.19V

885 / 890mm high x 525mm deep - 400 Wide Cupboard / 650 Wide Drawers



C



D

Model	Drawers (Qty x Front Height mm) / Cupboard (Height mm)	Mpx Worktop	Lino Worktop	Top Tray & Mat
		Order Ref.	Order Ref.	Order Ref.
C	1x 100, 2x 150, 1x 200 / 600 cupboard with shelf	41006010.19V	41006011.19V	41006012.19V
D	2x 75, 1x 100, 1x 150, 1x 200 / 600 cupboard with shelf	41006013.19V	41006014.19V	41006015.19V

Housing:

RAL 7035 – light grey

Top, bottom and fronts:

.19
.11
.16
.24

RAL 7016 – anthracite grey RAL 5010 – gentian blue RAL 7035 – light grey RAL 3004 – crimson red

Housing:

RAL 7016 – anthracite grey

Top, bottom and fronts:

.77

RAL 7016 – anthracite grey

- cupio cabinets
- cupio mobile
- cupio cupboards
- cupio benches
- cupio accessories
- perfo
- CNC
- verso cabinets
- verso mobile
- verso cupboards
- verso benches
- verso accessories
- facilities
- cases
- seating


cubio | **Mobile** 1050mm Wide x 650mm Deep

1050mm Wide Mobile Cabinets

- 50kg U.D.L. capacity, 100% extension drawers
- Drawer blocking and safety interlocks
- Internal drawer dimension 925mm wide x 525mm deep
- Total combined load capacity 600kg



Dividers



See page 104



Multiplex (Mpx)
20mm thick laminated beech ply.
Trolley height 890 / 990mm.



Lino
20mm thick with lino worksurface bonded to particle board core. Trolley height 890 / 990mm.



Top Tray
15mm upstands to all sides with a quality inlaid rubber mat. Trolley height 885 / 985mm.

885 / 890mm High x 650mm Deep

985 / 990mm High x 650mm Deep



A



B

Model	Drawers (Qty x Front Height mm)	Mpx Worktop	Lino Worktop	Top Tray & Mat
		Order Ref.	Order Ref.	Order Ref.
A	2x 75, 1x 100, 1x 150, 1x 200	40402163.19V	40402164.19V	40402130.19V
B	2x 100, 2x 150, 1x 200	40402165.19V	40402166.19V	40402075.19V



Housing:

RAL 7035 – light grey

Top, bottom and fronts:

RAL 7016 – anthracite grey .19
 RAL 5010 – gentian blue .11
 RAL 7035 – light grey .16
 RAL 3004 – crimson red .24

Housing:

RAL 7016 – anthracite grey

Top, bottom and fronts:

RAL 7016 – anthracite grey .77

- cupboards
- mobile
- cupboards
- benches
- accessories
- perfo
- CNC
- cupboards
- mobile
- cupboards
- benches
- accessories
- facilities
- cases
- seating