

verso benches



Robust construction | Up to 600kg U.D.L total capacity |

30mm Worktops | 10 year Built To Last guarantee

Workbench Features & Benefits Page 220
All the details that make bott verso benches the best value available.

Framework Benches Page 222
Built with a robust braced frame and available with a choice of storage options.

Workstands Page 224
Robust frameworks in compact sizes ideal for beside machine use.

Cantilever Benches Page 225
Ideal for assembly and office environments with a choice of storage options.

Suspended Cabinets Page 226
bott verso cabinets suitable for use with frame and cantilever benches.

Bench Accessories Page 227
Rear frame system to complete your framework bench.

Storage Benches Page 228
Incorporating the storage units into the bench frame provides an attractively priced unit with a wealth of storage options.

Pedestal Benches Page 232
Use a freestanding bott verso cabinet and pedestal leg to provide a high capacity bench.

Welded Benches Page 233
Assembled ready to use with tubular endframes, base shelves and storage options.

cupboards
cubio

mobile
cubio

dividers
cubio

cupboards
cubio

benches
cubio

perfo

cnc

cabinets
verso

mobile
verso

cupboards
verso

benches
verso

facilities

seating
cases &

verso | **Benches** Features & Benefits





Robust Construction

Featuring Up to 300kg U.D.L total capacity and robust, construction throughout bott verso benches are truly 'Built To Last' Choose from framework, cantilever, pedestal, storage or welded styles.

20/30mm Worktop

30mm worktops are used on the majority of items (20mm on welded and cantilever). Choose from Multiplex (layered hardwood), industrial lino or ESD laminate worksurface (with wood particle board core.) MFC laminate is also available on cantilever benches.

High Capacity Drawers

The bott verso benches utilise the bott verso cabinets so the same build quality, high capacity and divider options apply.

Mobile, Static, Adjustable

The bott verso range incorporates both fixed height and adjustable height variants. The workstand, framework and welded style benches are available in a mobile format too.

Perfo Storage Panels

Perfo and louvre storage panels are available for mounting to the rear of the worktop as a back panel. Ideal for giving immediate access to tools and components.

Overhead & Service Ducts


Rear and overhead frame systems for the framework bench models include panels, shelves and lights.

- cubio cabinets
- cubio mobile
- cubio dividers
- cubio cupboards
- cubio benches
- perfo
- cnc
- verso cabinets
- verso mobile
- verso cupboards
- verso benches
- facilities
- cases & seating

verso | Benches Framework Benches

Framework Benches

- Robust steel section framework
- 30mm worktops
- Mobile model has 125mm diameter castors
- Optional storage units available - see page 226
- Static models are compatible with the rear frame system
- Comprehensive self assembly instructions included




Models available complete with cabinets see bottltd.co.uk/Verso-Pre-Kitted for full details and pricing

Basic Bench, 780 - 930mm Adjustable height



Length	Depth	Worktop	Order Ref.	Price £
1500	600	Mpx	16921504.16	246.10
2000	600	Mpx	16921506.16	300.13
1500	600	Lino	16921505.16	303.78
2000	600	Lino	16921507.16	412.61
1500	600	ESD	16921520.16	429.03
2000	600	ESD	16921521.16	583.96
1500	800	Mpx	16921512.16	300.13
2000	800	Mpx	16921514.16	360.15
1500	800	Lino	16921513.16	367.19
2000	800	Lino	16921515.16	465.76
1500	800	ESD	16921522.16	583.96
2000	800	ESD	16921523.16	703.13

Bench with Full Depth Shelf, 780 - 930mm Adjustable height



Half depth models are also available, please ask for details.

Length	Depth	Worktop	Order Ref.	Price £
1500	600	Mpx	16922002.16	324.73
2000	600	Mpx	16922006.16	404.57
1500	600	Lino	16922003.16	371.02
2000	600	Lino	16922007.16	502.40
1500	600	ESD	16922009.16	515.48
2000	600	ESD	16922011.16	654.62
1500	800	Mpx	16922022.16	385.96
2000	800	Mpx	16922026.16	473.60
1500	800	Lino	16922023.16	439.98
2000	800	Lino	16922027.16	562.66
1500	800	ESD	16922029.16	699.91
2000	800	ESD	16922031.16	838.87

Mobile Bench, 930mm High



The base shelf may be used as a tray as shown or inverted to give a flat shelf.

Length	Depth	Worktop	Order Ref.	Price £
1000	600	Mpx	16922102.16	367.97
1500	600	Mpx	16922104.16	383.42
1000	600	Lino	16922103.16	412.77
1500	600	Lino	16922105.16	429.71
1000	800	Mpx	16922110.16	392.55
1500	800	Mpx	16922112.16	444.66
1000	800	Lino	16922111.16	449.44
1500	800	Lino	16922113.16	498.67

Packing Bench



- Framebench with lower roll holder
- 20mm laminate worktop
- All models 1500mm wide
- 780-930mm adjustable height
- Optional bench top cutter unit
- Optional overhead kit includes frame, light, upper roll holder and full width shelf

Bench with lower roll holder	Bench Top Cutter	Overhead Kit	Depth	Order Ref.	Price £
Y	/	/	600	16922900.16	450.32
Y	Y	/	600	16922901.16	847.99
Y	Y	Y	600	16922902.16	1285.90
Y	/	/	800	16922910.16	523.76
Y	Y	/	800	16922911.16	921.43
Y	Y	Y	800	16922912.16	1359.33

Housing:

RAL 7035 – light grey

Fronts:

RAL 5010 – gentian blue

RAL 7035 – light grey

RAL 3004 – crimson red

RAL 7016 – anthracite grey

verso | Benches Workstands

Workstands

- Robust steel framework with 30mm worktops
- Up to 200kg U.D.L. capacity
- Mobile models have 100mm diameter castors
- Mobile models are 930mm high
- Adjustable height models are 780 - 930mm high
- Optional suspended storage units, see page 226 for more details
- Divider kits available, see page 192
- Comprehensive self assembly instructions included



Basic Workstands 700mm Wide x 600mm Deep

Top	Type	Order Ref.	Price £
Mpx	Adjustable	16921500.16	170.60
Lino	Adjustable	16921501.16	211.75
Mpx	Mobile	16922100.16	208.54
Lino	Mobile	16922101.16	249.10



Storage Workstands 700mm Wide x 600mm Deep



Top	Type	Order Ref.	Price £
Mpx	Adj.	16921600.11	328.03
Lino	Adj.	16921601.11	389.68
Mpx	Mobile	16922200.11	364.04
Lino	Mobile	16922201.11	406.21


Top	Type	Order Ref.	Price £
Mpx	Adj.	16921602.11	430.38
Lino	Adj.	16921603.11	497.43

Top	Type	Order Ref.	Price £
Mpx	Adj.	16921614.11	332.84
Lino	Adj.	16921615.11	394.73
Mpx	Mobile	16922202.11	368.88
Lino	Mobile	16922203.11	411.02

verso | Benches Cantilever Benches

Cantilever Benches

- For assembly and office areas
- 20mm worktops
- Robust steel framework with clear front access
- Add on cabinets as required
- Comprehensive self assembly instructions included



bott verso is also available with RAL7035 light grey (shown), RAL3004 red, or RAL7016 anthracite fronts / doors.

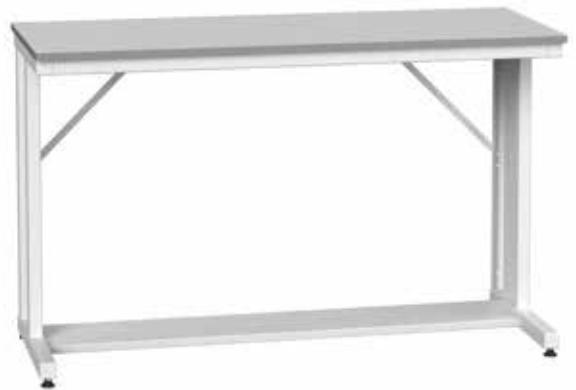
780mm High Benches



1500mm x 600mm x 780mm model shown with Mpx worktop

Length	Depth	Worktop	Order Ref.	Price £
1500	600	Mpx	16922304.16	294.00
1500	800	Mpx	16922324.16	348.44
2000	600	Mpx	16922308.16	348.44
2000	800	Mpx	16922328.16	402.89
1500	600	Mfc	16922305.16	294.00
1500	800	Mfc	16922325.16	348.44
2000	600	Mfc	16922309.16	348.44
2000	800	Mfc	16922329.16	402.89

930mm High Benches



1500mm x 600mm x 930mm model shown with Mfc worktop

Length	Depth	Worktop	Order Ref.	Price £
1500	600	Mpx	16922306.16	326.67
1500	800	Mpx	16922326.16	381.11
2000	600	Mpx	16922310.16	381.11
2000	800	Mpx	16922330.16	435.55
1500	600	Mfc	16922307.16	326.67
1500	800	Mfc	16922327.16	381.11
2000	600	Mfc	16922311.16	381.11
2000	800	Mfc	16922331.16	435.55

Housing:

RAL 7035 – light grey

Fronts:

RAL 5010 – gentian blue

RAL 7035 – light grey

RAL 3004 – crimson red

RAL 7016 – anthracite grey

- verso cabinets
- verso mobile
- verso dividers
- verso cupboards
- verso benches
- verso perfo
- verso cnc
- verso cabinets
- verso mobile
- verso cupboards
- verso benches
- verso facilities
- verso cases & seating

verso | Benches Suspended Cabinets

Suspended Cabinets

Under Bench Storage Units suitable for framework and cantilever benches mounting directly to the frame.

- Central locking drawers, lockable cupboards
- Roller bearing drawers with 60 kg U.D.L. capacity and 100% extension slides
- Optional divider kits available - see page 192

1500 benches can use 2x 525w or 1x 800w cabinets,
2000 benches accept 3x 525w or 2x 800w cabinets.



A

B

C



D



E



F



G



H



I



J

Model	Width	Depth	Height	Configuration	Order Ref.	Price £
A	525	550	250	1x 175mm drawer	16925000.11	165.97
B	525	550	450	375mm door, 1x shelf	16926030.11	155.46
C	525	550	450	3x 125mm drawers	16925001.11	268.31
D	525	550	600	525mm door, 1x shelf	16926032.11	170.77
E	525	550	600	1x 125mm drawer, 375mm door, 1x shelf	16925006.11	226.29
F	525	550	600	1x 100mm, 2x 125mm, 1x 175mm drawers	16925004.11	363.15
G	525	550	600	3x 175mm drawers	16925003.11	299.23
H	800	550	600	1x 125mm drawer, 375mm door, 1x shelf	16925106.11	274.61
I	800	550	600	1x 100mm, 2x 125mm, 1x 175mm drawers	16925104.11	418.67
J	800	550	600	3x 175mm drawers	16925103.11	344.24

verso | Benches Framework Bench Accessories

verso
cubio
cabinets

verso
cubio
mobile

verso
cubio
dividers

verso
cubio
cupboards

verso
cubio
benches

verso
perfo

verso
cnc

verso
cubio
cabinets

verso
mobile

verso
cubio
cupboards

verso
benches

verso
facilities

verso
cases &
seating

Rear Frame System

- Create an ergonomic workstation for framework benches
- Twin upright set builds a single rear section
- Triple upright set allows for two rear sections
- Additional upright can be used to further divide rear sections
- Short uprights are suitable for a 2x 240mm or a 480mm high panel and a fixed shelf
- Rear sections may be 450, 900, 1350 or 1800mm wide and can be configured in any combination up to the width of the bench
- Accessories available in 450, 900, 1350 or 1800mm widths
- Supplied in RAL7035 light grey



Item	1500 Bench		2000 Bench	
	Order Ref.	Price £	Order Ref.	Price £
Twin upright set for verso framework bench	41010158.20	104.92	41010159.20	116.03
Triple upright set for verso framework bench	41010160.20	125.41	41010161.20	134.64
Additional Upright	41010162.20	49.21	41010162.20	49.21
Twin short upright set for verso framework bench	41010242.20	102.22	41010243.20	113.38
Triple short upright set for verso framework bench	41010244.20	116.77	41010245.20	125.82
Additional short Upright	41010246.20	39.75	41010246.20	39.75
Service duct with 4 x UK sockets and 3m cable & UK plug	11042235	305.00	11042236	325.00

Item	Order Ref.	Price £
Socket outlet strip with 4 x U.K. sockets & on/off switch	51001128	29.62
Socket outlet strip with 6 x U.K. sockets & on/off switch	51001129	35.18
Monitor bracket (VESA 75/100)	41011086	228.91
Monitor arm & bracket (VESA 75/100)	41011087	370.03
Swivel arm & tray	41011061.20	373.72
Vertical power rail bracket	41011254.20	24.20

Choose the correct length / type power rail and then add socket outlet strips to suit your requirements.

The overhead lights are supplied with a 3m cable and U.K plug.

Please ensure all necessary regulations are adhered to for your application.

* - Note the LED light is wider than the 900mm wide frame.

Item	450mm Wide		900mm Wide		1350mm Wide		1800mm Wide	
	Order Ref.	Price £	Order Ref.	Price £	Order Ref.	Price £	Order Ref.	Price £
Perfo panel 240mm high	14025340.20	18.70	14025341.20	24.22	14025342.20	41.90	14025343.20	50.02
Perfo panel 480mm high	14025344.20	20.91	14025345.20	28.79	14025346.20	52.37	14025347.20	65.91
Louvre panel 240mm high	14025360.20	18.81	14025361.20	24.61	14025362.20	43.94	14025363.20	52.83
Louvre panel 480mm high	14025364.20	21.97	14025365.20	31.18	14025366.20	55.78	14025367.20	72.66
Fixed shelf 200mm deep	41010166.20	30.76	41010167.20	36.31	41010168.20	41.65	41010169.20	47.31
Adjustable shelf 200mm deep	41010170.20	54.06	41010171.20	59.33	41010172.20	71.74	41010173.20	78.32
Adjustable shelf 350mm deep	41010174.20	57.33	41010175.20	64.71	41010176.20	79.12	41010177.20	90.06
Bin rail	41011014.20	28.58	41011015.20	32.41	41011016.20	35.12	/	/
LED light with support frame	/	/	41010163.20*	202.40	41010164.20	204.47	41010165.20	207.49
Top brace (for use instead of light)	41011132.20	28.58	41011104.20	31.32	41011105.20	34.03	41011193.20	37.72
Power rail	41011250.20	21.18	41011251.20	23.28	41011252.20	31.54	41011253.20	33.97

verso | Benches Storage Benches

Storage Benches

- 30mm multiplex worktops
- Steel frame with integrated storage modules
- Access beneath bench allows good housekeeping
- Individual lockable cupboards and cabinets
- Roller bearing drawers with 60kg U.D.L. capacity and 100% extension slides
- Open areas supplied with adjustable shelf
- Storage units are 443mm or 718mm wide, 550mm deep x 600mm high
- Static models are height adjustable from 830mm - 930mm
- Mobile models are 830mm high with 125mm diameter castors
- 600mm Deep
- Supplied assembled ready to use



1250mm wide mobile version shown in RAL7035 light grey



Dividers

See page 192

443mm wide units use the 525mm wide cabinet dividers. 718mm wide units use the 800mm wide cabinet dividers

bott verso is also available with RAL7035 light grey, RAL3004 red, or RAL7016 anthracite fronts / doors.

1250mm Wide



1x 443w cabinet with 1x 125 drawers, 1x 350h cupboard, 1x 443w shelf



2x 443w cabinets with 2x 125 drawers, 2x 350h cupboards

Type	Size	Order Ref.	Price £
Static	1250 x 600	16923000.11	451.77
Mobile	1250 x 600	16923200.11	498.80

Type	Size	Order Ref.	Price £
Static	1250 x 600	16923001.11	569.04
Mobile	1250 x 600	16923201.11	616.07

1250mm Wide



1x 443w cabinet with 1x 125, 2x 175h drawers, 1x 443w x 475h cupboard

Type	Size	Order Ref.	Price £
Static	1250 x 600	16923003.11	588.25
Mobile	1250 x 600	16923203.11	635.28



2x 443w cabinets with 2x 125, 4x 175h drawers

Type	Size	Order Ref.	Price £
Static	1250 x 600	16923004.11	725.10
Mobile	1250 x 600	16923204.11	772.13

1500mm Wide



1x 443w cabinet with 1x 125 2x 175h drawers, 1x 718w shelf

Type	Size	Order Ref.	Price £
Static	1500 x 600	16923012.11	604.45
Mobile	1500 x 600	16923212.11	651.48



1x 718w cabinet with 1x 125, 2x 175h drawers, 1x 443w shelf

Type	Size	Order Ref.	Price £
Static	1500 x 600	16923013.11	624.85
Mobile	1500 x 600	16923213.11	671.88



1x 443w x 475h cupboard, 1x 718w cabinet with 1x 125, 2x 175h drawers

Type	Size	Order Ref.	Price £
Static	1500 x 600	16923014.11	637.46
Mobile	1500 x 600	16923214.11	684.50



1x 443w, 1x 718w cabinets with 2x 125, 4x 175h drawers

Type	Size	Order Ref.	Price £
Static	1500 x 600	16923015.11	758.71
Mobile	1500 x 600	16923215.11	805.74

Housing:

RAL 7035 – light grey

Fronts:

.11
 .16

.24
 .19

.24
 .19

.19
 .19

verso | Benches Storage Benches

1750mm Wide



2x 443w cabinets with 1x 125, 2x 175 drawers and 475h cupboard, 1x 443w shelf

Type	Size	Order Ref.	Price £
Static	1750 x 600	16923020.11	699.29
Mobile	1750 x 600	16923220.11	746.32



2x 443w cabinets with 2x 125h drawers and 2x 350h cupboards, 1x 443w shelf

Type	Size	Order Ref.	Price £
Static	1750 x 600	16923021.11	680.08
Mobile	1750 x 600	16923221.11	727.11



2x 475h x 443w cupboards, 1x 443w cabinet with 1x 125, 2x 175h drawers

Type	Size	Order Ref.	Price £
Static	1750 x 600	16923022.11	711.89
Mobile	1750 x 600	16923222.11	758.92



3x 475h x 443w cabinets with 3x 125, 6x 175h drawers

Type	Size	Order Ref.	Price £
Static	1750 x 600	16923023.11	985.60
Mobile	1750 x 600	16923223.11	1032.63



2000mm wide mobile version shown in RAL7016 anthracite

bott verso is also available with RAL7035 light grey, RAL3004 red, or RAL7016 anthracite fronts / doors.



See page 192

443mm wide units use the 525mm wide cabinet dividers. 718mm wide units use the 800mm wide cabinet dividers

2000mm Wide



2x 475h x 443w cupboards, 1x 718w cabinet with 1x 125, 2x 175h drawers

Type	Size	Order Ref.	Price £
Static	2000 x 600	16923032.11	761.12
Mobile	2000 x 600	16923232.11	808.14



2x 443w cabinets with 2x 125 drawers, 2x 350h cupboards, 1x 718w shelf

Type	Size	Order Ref.	Price £
Static	2000 x 600	16923031.11	708.90
Mobile	2000 x 600	16923231.11	755.93



2x 443w cabinets, 1x 718w cabinet with 3x 125, 6x 175h drawers

Type	Size	Order Ref.	Price £
Static	2000 x 600	16923033.11	1033.62
Mobile	2000 x 600	16923233.11	1080.65



2x 443w cabinets with 2x 125, 4x 175h drawers, 1x 718w shelf

Type	Size	Order Ref.	Price £
Static	2000 x 600	16923034.11	864.95
Mobile	2000 x 600	16923234.11	911.98

Mid / Cupboard Shelf



Cupboard Width (mm)	Order Ref.	Price £
443	16926912.51	17.41
718	16926915.51	21.91

Housing:

RAL 7035 – light grey

Fronts:

.11
.16
.24
.19
 RAL 5010 – gentian blue RAL 7035 – light grey RAL 3004 – crimson red RAL 7016 – anthracite grey

- cupio cabinets
- cupio mobile
- cupio dividers
- cupio cupboards
- cupio benches
- perfo
- cnc
- verso cabinets
- verso mobile
- verso cupboards
- verso benches
- facilities
- cases & seating

verso | Benches Pedestal Benches

Pedestal Benches

- Up to 300kg U.D.L. capacity
- Central locking drawers and lockable cupboards
- Roller bearing drawers with 60 kg U.D.L. capacity and 100% extension slides
- Compatible with optional divider kits - see page 192
- 30mm thick worktops
- For more cabinet information see page 184 - 191
- All models 600mm deep x 930mm high

Cabinets are 900mm high x 550mm deep x 525 / 800mm wide



1500 model shown with mpx worktop and 525mm wide 5 drawer cabinet

Length	Worktop	Order Ref.	Price £
1500	Mpx	16921900.11	618.86
2000	Mpx	16921950.11	650.06
1500	Lino	16921910.11	665.45
2000	Lino	16921960.11	746.41



1500mm model shown with lino worktop and 525mm wide 2 drawer & cupboard cabinet

Length	Worktop	Order Ref.	Price £
1500	Mpx	16921902.11	532.12
2000	Mpx	16921952.11	563.33
1500	Lino	16921912.11	578.71
2000	Lino	16921962.11	659.67



1500mm model shown with mpx worktop and 525mm wide 7 drawer cabinet

Length	Worktop	Order Ref.	Price £
1500	Mpx	16921901.11	682.78
2000	Mpx	16921951.11	713.99
1500	Lino	16921911.11	729.37
2000	Lino	16921961.11	810.32



1500mm model shown with mpx worktop and 800mm wide 2 drawer & cupboard cabinet

Length	Worktop	Order Ref.	Price £
1500	Mpx	16921905.11	595.75
2000	Mpx	16921955.11	626.95
1500	Lino	16921915.11	642.33
2000	Lino	16921965.11	723.29



1500mm model shown with lino worktop and 800mm wide 7 drawer cabinet

Length	Worktop	Order Ref.	Price £
1500	Mpx	16921904.11	755.71
2000	Mpx	16921954.11	786.92
1500	Lino	16921914.11	802.31
2000	Lino	16921964.11	883.26

verso | Benches Welded Benches

Welded Benches

- Heavy duty steel framework with rear upstand
- Full depth steel base shelf
- Mobile models have 125mm diameter castors
- Steel top models 910mm high
- Mpx top models 930mm high
- All models 600mm deep
- Benches supplied assembled ready to use

bott verso is also available with RAL7035 light grey, RAL3004 red (shown), or RAL7016 anthracite fronts / doors.



Basic Bench

Type	Length	Worktop	Order Ref.	Price £
Static	1000	Steel	16922502.16	277.83
Static	1000	Mpx	16922503.16	325.85
Mobile	1000	Steel	16922700.16	358.14
Mobile	1000	Mpx	16922701.16	406.16
Static	1500	Steel	16922506.16	331.56
Static	1500	Mpx	16922507.16	400.74



Bench with Cupboard



Model shown static 1500mm with mpx top.
Cupboard: 600mm high x 525mm wide x 550mm deep
with 1x adjustable shelf (60 kg U.D.L. capacity)

Type	Length	Worktop	Order Ref.	Price £
Static	1000	Steel	16922602.11	406.46
Static	1000	Mpx	16922603.11	431.61
Mobile	1000	Steel	16922802.11	476.20
Mobile	1000	Mpx	16922803.11	524.22
Static	1500	Steel	16922606.11	449.61
Static	1500	Mpx	16922607.11	518.79

Bench with Drawer



Model shown mobile 1000mm with mpx top.
Drawer: 250mm high x 525mm wide x 550mm deep
(60 kg U.D.L. capacity)

Type	Length	Worktop	Order Ref.	Price £
Static	1000	Steel	16922600.11	343.57
Static	1000	Mpx	16922601.11	391.59
Mobile	1000	Steel	16922800.11	423.31
Mobile	1000	Mpx	16922801.11	471.91
Static	1500	Steel	16922604.11	397.31
Static	1500	Mpx	16922605.11	466.48

Housing:

RAL 7035 – light grey

Fronts:

RAL 5010 – gentian blue .11

RAL 7035 – light grey .16

RAL 3004 – crimson red .24

RAL 7016 – anthracite grey .19

cubio cabinets

cubio mobile

cubio dividers

cubio cupboards

cubio benches

perfo

cnc

verso cabinets

verso mobile

verso cupboards

verso benches

facilities

cases & seating